






2022 NIEHS Catalytic Workshop Series on the Exposome

Community-level exposomics: a population-centered approach to address public health concerns

Jeanette A. Stingone , PhD, Mph^{1,*}; Andrew M. Geller, PhD²; Darryl B. Hood, PhD³; Konstantinos C. Makris , PhD⁴; Charles P. Mouton, MD, MS, Mba⁵; J. Christopher States , PhD⁶; Susan J. Sumner , PhD⁷; K. Lily Wu, PhD⁸; Arcot K Rajasekar , PhD⁹; Members of the Exposomics Consortium[†]

¹Department of Epidemiology, Columbia University Mailman School of Public Health, New York, NY, USA

²Office of Research and Development, Environmental Protection Agency, RTP, NC, USA

³Division of Environmental Health Sciences, The Ohio State University, Columbus, OH, USA

⁴Cyprus International Institute for Environmental and Public Health, Cyprus University of Technology, Limassol, Cyprus

⁵Department of Family Medicine, University of Texas Medical Branch Galveston, TX, USA

⁶Center for Integrative Environmental Health Sciences, Department of Pharmacology and Toxicology University of Louisville School of Medicine, Louisville, KY, USA

⁷Department of Nutrition, University of North Carolina, Chapel Hill, Chapel Hill, NC, USA

⁸California Environmental Protection Agency—Office of Environmental Health Hazard Assessment, Sacramento, CA, USA

⁹School of Information and Library Science, University of North Carolina, Chapel Hill, Chapel Hill, NC, USA

*To whom correspondence should be addressed: Email: j.stingone@columbia.edu

[†]For full consortium author list, please see: <https://www.exposomicsconsortium.org/view/EXPOSOME-2023-005>

Abstract

Environmental factors affecting health and vulnerability far outweigh genetics in accounting for disparities in health status and longevity in US communities. The concept of the exposome, the totality of exposure from conception onwards, provides a paradigm for researchers to investigate the complex role of the environment on the health of individuals. We propose a complementary framework, community-level exposomics, for population-level exposome assessment. The goal is to bring the exposome paradigm to research and practice on the health of populations, defined by various axes including geographic, social, and occupational. This framework includes the integration of community-level measures of the built, natural and social environments, environmental pollution-derived from conventional and community science approaches, internal markers of exposure that can be measured at the population-level and early responses associated with health status that can be tracked using population-based monitoring. Primary challenges to the implementation of the proposed framework include needed advancements in population-level measurement, lack of existing models with the capability to produce interpretable and actionable evidence and the ethical considerations of labeling geographically-bound populations by exposomic profiles. To address these challenges, we propose a set of recommendations that begin with greater engagement with and empowerment of affected communities and targeted investment in community-based solutions. Applications to urban settings and disaster epidemiology are discussed as examples for implementation.

Keywords: community; environmental justice; public health exposome (PHE) framework; Big Data to Knowledge (BD2K) analytics; Justice 40 initiative (J40); transformative community engagement frameworks

Introduction

The exposome concept was originally proposed within a human context borne out of epidemiology,^{1,2} but its value across all species has quickly become evident. It stands as the perfect foil to the genome and genomics, by providing a complementary and similarly comprehensive analysis of the non-genomic drivers of biology that affect the population as well as the individual. Exposomics is emerging as a thriving area of research that helps to explain the impact of environmental exposures and how they affect all species in our biosphere: humans, animals, and plants.²⁻⁸ *Exposomics is the process of collecting comprehensive and systematic data on environmental exposures and evaluating how they impact biology across an organism's lifespan.*^{1,9,10} A number of EU-funded initiatives have spurred exposomics research, such as the

European Human Exposome Network (EHEN).¹¹ In the US, the National Institute of Environmental Health Sciences (NIEHS) has led the push for greater implementation of the exposome, sponsoring multiple workshops, research and training initiatives.^{12,13} During the most recent NIEHS-sponsored Exposomics summit in 2022, multiple environmental health researchers and practitioners met to discuss moving the field from theoretical discussion to practical implementation.¹⁴ One key theme that emerged was the need for a broadening of our appreciation of the exposome, from the totality of exposure experienced by an individual to the multitude of exposures experienced by communities and the population-level health consequences.

The explosive growth in the synthesis and use of chemicals¹⁵ combined with changes in climate manifested as extreme heat, drought, wildfires,¹⁶ hurricanes, tornados, and flooding

Received: May 3, 2023. Revised: October 16, 2023. Accepted: October 21, 2023

© The Author(s) 2023. Published by Oxford University Press. Elements of the work have been written by employees of the US Government.

This is an Open Access article distributed under the terms of the Creative Commons Attribution-NonCommercial License (<https://creativecommons.org/licenses/by-nc/4.0/>), which permits non-commercial re-use, distribution, and reproduction in any medium, provided the original work is properly cited. For commercial re-use, please contact journals.permissions@oup.com

hazards,^{17,18} increases in urban population,^{19,20} and disruptive pandemics²¹ are all creating new stress modalities that need urgent solutions—solutions that are community-based rather than solely being targeted at the individual.^{22,23} Multi-factorial exposures associated with natural, built, social and digital environments are impacting the biosphere with effects ranging from adverse health outcomes to lower quality of life.²⁴ Effective application of *exposomics* at the community-level provides the ability to accurately measure and model exposures in real time to connect them to altered biological endpoints and rapidly develop mitigation methods. With this knowledge, it becomes possible to develop targeted public health interventions, including policies that improve the environment and stimulate behavioral changes through social outreach, implementation science and connected communities.

Community can be defined across a number of different axes, including by geographic, social and occupational factors. In 2014, Goodman et al provided a broad definition of community for the purposes of defining community health that incorporated “venues or areas that are physically-, geographically-, culturally-, and administratively- or geopolitically-defined” with standard definitions that included social ties and geography.²⁵ For the purposes of community-level *exposomics*, we take a similarly broad view of community and recognize the value that integrating a multi-domain view of exposure, as promoted by the *exposome* paradigm, can bring to diverse contexts. The specific definition of community will depend upon the public health context. In some instances, the community may be defined by characteristics such as geography or cultural heritage, as in the example of work in the Houston-Galveston-Brazoria Region²⁶ or in Atlanta.²⁷ In others, the community may be defined by a shared exposure history or profession, such as in the C8 Health Project²⁸ or in biomonitoring applications,^{29,30} respectively. The unifying feature is the consideration of the population-level exposures and health effects, rather than focusing only at the individual-level.

It is important to recognize that community-level *exposomics* is not equivalent to biomonitoring. Biomonitoring is an important tool for assessing the adverse impacts of toxic agents in communities; however, it is a targeted, resource-intensive, and time-consuming tool. Semi-targeted (translational sciences, such as key characteristics, mode of action, and adverse outcome pathways) and non-targeted approaches (*exposomics*, -omics platforms and machine readable “big data”) coupled with what we know from targeted approaches is the future we need to realize in order to address the cumulative impacts of the complex, multi-chemical, built, and natural environments in which we live.³¹ Community-level *exposomics* is, therefore, different from individual *exposomics* because of the scale and complexity. Individual *exposomics* can change over time for many reasons such as diet, aging and location. Community-level *exposomics* includes individual *exposomics*, but extends to account for the context of populations in their multi-chemical and non-chemical stressors in the built, and natural environment as framed by the global dimensions of time and space.^{31,32} With community-level *exposomics*, it becomes possible to define communities by their shared exposure patterns and intensities, enabling complex analyses that exploit smaller within-community exposure variance than that encountered between communities. Previous examples from the environmental health literature, including the C8 Health Project,²⁸ illustrate how communities consisting of diverse individuals can mobilize around a shared pattern of environmental exposures.

This commentary proposes a framework of community-level *exposomics*, defined as *exposomal* assessment of the shared environment at the community-level. We describe the need to prioritize community needs, incorporating best practices from existing approaches such as community-based participatory research and environmental justice. We will describe the measurement and modeling needs that are specific to community-level *exposomics* and highlight illustrative examples from urban settings and disaster epidemiology. Throughout, we propose recommendations that begin with greater engagement with and empowerment of affected communities and targeted investment in community-based solutions.

The need for applied *exposomics* at the community-level

Even though the concept of *exposomics* as a science is new and less studied, the application of exposure assessment and environmental epidemiology to understand community-level human health impacts has a long history.^{7,33} Disparate disease prevalence caused by various pollutants such as arsenic, tobacco, nutritional imbalances, and air pollution are just a few examples where identified adverse causality led to mitigation. However, many of these successes have resulted from *reactive science* and were conducted after the effects had been observed in large populations. The science of *exposomics* provides us with a critical and evaluative avenue to study exposure and its effects on communities as a *proactive science*, centering discovery and untargeted approaches.

Personalized medicine is often cited as the long-term benefit of *exposomics*.³⁴ Similarly, we argue that precision public health³⁵ and personalized prevention^{36,37} are the ultimate goals of the community-level *exposomics* framework. Greater knowledge of the exposures that influence population health can lead to novel interventions and prevention efforts. Similar to the observations of Rose that causes of cases are not the same as causes of incidence,³⁸ we highlight that factors leading to health disparities and unequal environmental burdens cannot be found by looking solely at *exposomic* signatures of individuals. Instead, approaches that seek to measure and quantify risk at the community-level can drive needed change. Both regulatory and public health efforts occur at the community-level and require evidence that characterizes community-level exposures and associated health outcomes. As argued by Senier et al., *exposome* research should not be merely an inventory of multiple exposures affecting an individual, but should incorporate the contextual drivers of exposure patterns in order to fuel population-level prevention and mitigation efforts.³⁹ In addition, our society faces a number of multifactor stressors such as climate change, and associated wildfires, floods, and pandemics that exert their influence at the community-level, not just on the individual.⁴⁰

Community-level *exposomics* is a necessary complement to the more typical individual-level *exposome* investigations. A goal of *exposomic* research is the generation of knowledge that enables the primary prevention of disease and the propagation of health and well-being. This necessitates approaches that investigate multiple exposures. Similarly, there is a growing recognition in the field of regulatory toxicology that the traditional risk assessment paradigm has shortcomings in application to the multiple exposures people experience in everyday life. System biology approaches will be useful to address the challenges of moving forward toward next generation risk assessment, such as cumulative risk assessments.³¹ However, the knowledge needed to

prevent disease and advance health is not limited to only the biochemical and physiological responses to multiple environmental exposures but also the pattern and impact of multiple exposures across populations over time with varying vulnerabilities. The understanding of how exposures affect populations is built upon the etiologic knowledge generated by individual-level investigations, while the public health consequences of exposure are well characterized through community-level investigations. Together, these investigations generate the causal inference needed to implement solutions and reduce adverse health outcomes. To meet these goals, exposomic research must also incorporate an understanding of the context of exposure, both at the individual and population-level.

Environment is a critical determinant of longevity, health status and access to health-supporting resources. Research in several disciplines undeniably demonstrates the social stratification of environmental harms, which in turn contribute to health disparities.^{41,42} “Environmental racism” describes how communities of color and/or low-income people are most likely to be situated near sources of contamination and away from clean water, air, and soil.⁴³ The literature clearly documents the effects of the social and economic policies that led to differences in exposure across communities. For example, redlining is a practice through which federal and local governments and financing entities systematically denied public and private financial services to Black individuals and other people of color.⁴⁴ Understanding how environmental conditions are informed by legacy land use practices helps us better focus and refine our current and future health and environmental policy development and implementation. Rigorous exposomic science can generate the knowledge needed to more effectively take action to address inequitable historical, and often discriminatory, land use and environmental health policy decisions. Senier et al contend that a focus on individual-level exposures often supports prevention focused on personal responsibility, rather than acknowledging the inequitable population-level practices that contribute to harmful effects of environmental exposures.³⁹ Taking a community-level approach to exposomics makes the explicit connection between population-level policies, patterns of exposure and health effects. Examples from the environmental justice literature such as work around confined animal operations in the American South^{45,46} and existing environmental regulations and programs⁴⁷ provide a blueprint for community-level exposomics to create scientific knowledge that translates to policy.

Prioritizing community in community-level exposomics

Even though a complete measurement of the exposomic profile of a community may be unattainable, the collection and analysis of complex environmental data via exposomics will likely yield great insights. Whereas the genomics and other omics concentrate on individuals, cells, and tissues, we believe that exposomics should integrate the wide exposure horizon with what is happening at an individual level. It is not necessary to capture the totality of exposures across the lifespan, but rather to focus on the reality of exposures—measure, integrate and study exposures on a wide spatial and temporal scale, rather than solely focusing on an individual level.

In moving forward to address public health concerns with a human-equity centered focus, trans-disciplinary scientists working on intersections of cumulative risk assessment and cumulative impacts need to bridge relationships with communities and

policy makers using data.⁴⁸ Community and participatory science, which involves engaging communities in performing scientific work, should be included from the beginning.⁴⁹ To rebuild trust with marginalized communities, government and academic parties need to be intentionally inclusive of communities in co-designing, co-producing, and co-benefiting from the results. Community-level education and connections to citizen science are beneficial for propagating skills and data that can remain in a community, yet inform policy decisions and demonstrate the need for investments.⁵⁰ Acknowledgements of the potential for conflicts and differing priorities with communities and strategies for resolution are a key component of successful scientific partnerships.

Recommendations: We recommend that community-engaged and participatory science be part of a community-level exposomics approach from its onset. Decades of extractive research practices generated mistrust in research and science among many affected communities.⁵¹ As such, any efforts to implement exposomics at the community-level must center the community itself, and enable interactive co-planning through intentional, thoughtful community engagement. A large literature on the implementation of community-centered and participatory research in the environmental health sciences illustrates the ability to maintain scientific rigor while integrating community voices throughout the scientific research pipeline.^{50,52,53} Existing models of community engagement frameworks, such as the E⁶ (Enhancing Environmental Endeavors via e-Equity, Education and Empowerment),⁵⁴ provide a starting point for exposomic efforts to prioritize communities at the beginning. These efforts include rebuilding trust with historically marginalized communities, enhancing transparency around increased measurement and monitoring activities, establishing clear guidelines on data ownership and stewardship, and integrating with community-level education and citizen science initiatives. The use of scientifically-rigorous methods for data collection, analysis and interpretation are maintained through technical knowledge from scientific partners and advanced through community education.⁵⁰ Researchers interested in implementing the community-level exposome framework are encouraged to collaborate closely with established community leaders and those experienced in community-engaged work.

Centering community within the community-level exposomics framework includes consideration of the ethical consequences of labeling communities using potentially negative aspects of their environments. Writing with reference to climate change research, Haalboom and Natcher provide a thorough discussion of how labeling of communities, using terms such as “underdeveloped” or “vulnerable” can impact both how they view themselves and are viewed by others.⁵⁵ Labeling can have unintended consequences, some harmful, particularly with respect to the solutions that are implemented to improve conditions. Dedicated efforts to bring together stakeholders, including members of diverse communities themselves, to discuss and develop guidelines on the ethical practice of community-level exposome research are required. These efforts could parallel those focused on ethical considerations to big data and machine learning, recently hosted by NIH.^{56,57}

In addition, the goal of community-level exposomics should be to inform community-level actions that improve public health. Increasingly frequent and consequential shocks such as the COVID-19 pandemic and the climate emergency exacerbate a changing and uncertain environment requiring greater flexibility, nimbleness and engagement for adaptation and protection of

human health. Community-level exposomics can play a role in developing this greater level of adaptability, but only if it works toward solutions that center the needs of the community and includes a focus on population-level mitigation efforts and risk assessments that incorporate the cumulative impacts of multiple exposures and unique vulnerabilities of communities in the built, social and natural environments. This includes using exposomic tools to inform community-based interventions, expanding cumulative risk assessment exercises and expanding connections between community exposomics monitoring and health. Community-level exposomics can play a role in existing efforts to build sustainable communities that are socially inclusive, economically viable and environmentally friendly by advancing our ability to measure changes in community-level environments and document relationships with health outcomes. However, community-level exposomics must go beyond documenting disparities, and begin taking the steps to ensure health equity.⁵⁸ Rockstrom et al defined five attributes that are necessary for building resilience to systemic risks such as the COVID-19 pandemic.⁵⁹ These attributes, diversity, redundancy, connectivity, inclusivity/equity and adaptive learning are also relevant to planning community actions related to the exposome and underscore the need for community-level evidence to support the implementation of activities designed to build these attributes. In order to inform community-level action, we highlight the changes in measurement and modeling needed to fully implement the community-level exposomics framework.

Measurement in community-level exposomics: where we are and what needs to change

There are existing data resources that measure environmental parameters at various geographically defined community-levels. These include, but are not limited to, environmental monitoring data on air pollution, ambient air temperature and other ambient exposures, population-based census information, and commercially available built environment databases. One notable example is the public health exposome, a U.S.-based population-level resource that uses a socio-ecological framework to integrate existing multi-domain exposure and health data at a consistent spatial scale.²⁴ This resource has already been used extensively in combination with advanced computational tools to investigate a number of health outcomes, including pregnancy-related mortality, preterm birth, cardiovascular disease and lung cancer mortality.⁶⁰⁻⁶⁴ Despite these advances, gaps in measurement remain and progress depends upon combining these traditional indicators with better-informed and more time-sensitive data collection.

Many of the existing measures we rely on for environmental monitoring at the community-level are lagging indicators, preventing earlier identification of signals that could influence health. While lagging indicators provide valuable retrospective information, the lack of near real-time data collection hinders our ability to intervene to protect public health in a timely manner. Similarly, use of real-time data is limited, as an understanding of the magnitude or variability of typical exposomic measures for a given community is not established. Just as health departments use background rates of influenza to identify the presence of an epidemic, community-level exposomics requires understanding of a community's baseline exposomic measures to identify periods of change that require targeted intervention.

While ambient exposure data from routine monitoring systems are often available for research purposes, existing monitoring networks may not meet the specific needs of a community.

The location of monitors may not align with locations of pollution sources, and may not be equitably distributed across communities. In addition, biomonitoring data are often not available at a community scale. This data void includes not just understanding geographic distribution of internal measures, but having estimates that accurately represent socially defined communities, such as specific racial, age or occupational groups. This gap limits the ability to use these exposure data for targeted and localized assessments of health effects. The data gap also hinders the ability to understand how population-level exposures connect with internal biomarkers of exposure and response for diverse communities.

Recommendations: To address these gaps, we propose advances in exposure measurement. First, we support supplementing existing monitoring networks with lower-cost sensor networks that can address gaps in space, time and equity. Technology has evolved to create multi-purpose sensors that can obtain data on multiple exposures simultaneously in order to help create a more complete picture of the multiple exposures within a community and how they vary over time.⁶⁵ These sensors can also offer more real-time monitoring, again, providing an avenue for faster intervention. As described above, the first step is to center community and assess the technical needs and barriers to deployment. Considering the specific context of the community will facilitate creation of an infrastructure with the greatest potential for both community-level acceptance and ability to successfully augment existing approaches. These sensor networks could be accompanied by citizen science initiatives and integrated into community exposomics platforms.

Second, we encourage greater implementation of population-based biomonitoring approaches, such as using wastewater surveillance. Many municipalities have used wastewater monitoring for COVID19 and CDC launched the National Wastewater Surveillance System in 2020.^{66,67} Expanding these efforts to include monitoring for environmental hazards would provide both spatially- and temporally-varying sources of population-level exposures. Wastewater monitoring has been extended for detection of opioids and other drugs in certain areas of the US and Mexico⁶⁸, suggesting that there is acceptance of this type of tool for public health monitoring. In addition to targeted surveillance, untargeted approaches applied to wastewater samples, will provide a path for discovery in community-level exposomics.

Finally, we support the construction of large scale, exposomic maps that integrate across environmental measurements and available exposome data resources that have been and will be generated for research and practice. Similar to the existing public health exposome resource that compiles publicly available resources, exposomic maps would compile diverse community-level data across the domains of the exposome. Even though there are maps available for some of the environmental toxicants⁶⁹⁻⁷¹, we believe that an integrated map that coalesces all types of exposures (environmental, ecological, diseases, chemical, climatic, built-environment, etc.), across air, water and soil would be a necessary tool that will help to provide a *baseline exposure map* that can be used for multiple purposes. Integrating anonymized metabolomics, adductomics and disease incidence with exposomic maps, will make it a powerful tool that can provide novel ways of researching the effects of exposures on the population's health in communities. With the growing recognition for a systems biology approach to address the complexities of cumulative impacts, integration of data sets from the chemical and non-chemical (built environment and social structures) exposure perspectives will be more useful when integrated for policy

decisions. For these maps, we support inclusion of measures most relevant for community-based action. For example, metrics of food availability should focus on the accessibility of foods that mitigate adverse biological responses to exposures, rather than just proximity to grocery stores. Using actionable measures of the exposome to construct these maps would facilitate their broad use across research, communication and public health planning.

There are some potential barriers to creating these maps. It must be acknowledged that exposome research has been primarily focused on physical and chemical exposures.⁷² Many have argued for greater inclusion of social and psychosocial exposures.^{39,73} We also recommend that exposomic maps include measures from across the multiple domains of the exposome, including neighborhood-level measures from social domains such as crime metrics, proportion of intergenerational households and proximity to community resources. Similar to other applications of spatial epidemiology, exposomic data may not be available on the same spatial scales. These change of support problems⁷⁴ will require methods to align data in order to generate appropriate inferences. Existing screening tools, such as EJSSCREEN⁷⁵ and CalEnviroScreen,⁷⁶ might be initially useful in addressing neighborhood-level indicators and community characteristics. In addition, methods and regulatory permissions for linking spatial data on a large number of metrics must be adapted to avoid individual identification, while allowing small-area investigation for precision public health.

Modeling in community-level exposomics: essentials to connect the exposome to population-level health

Advances in measurement and data access will enable the use of more complex modeling approaches within community-level exposomics for the purposes of both understanding health effects of the exposome and planning solutions to improve health. The difficulty of achieving social, environmental and economic sustainability and resilience in complex systems is a widely recognized basic and applied scientific challenge. Classic linear engagement modes dominated by one-way dialogues are limited in their ability to explore problems and solutions within complex systems. Currently, innovative modeling approaches combine advances in artificial intelligence and machine learning technologies with human expertise and local knowledge to enable interactive co-planning with residents from vulnerable communities. Examples include the use of Bayesian networks to model complex relationships between environmental and socio-demographic features on women's health outcomes.⁶⁴ Such approaches will allow for the discovery of how to leverage human-machine teaming to generate better communication and dialogue between the professional policy planners and the communities that they serve.

Geographically defined communities require modeling approaches that can integrate multiple data sources with Geographic Information Systems (GIS) to predict personal and small-area exposures and their health effects for community studies. Additional evidence for the importance of spatial considerations comes from an August 2022 release from the White House Office of Science and Technology Policy of the National Emerging Contaminants Research Initiative.⁷⁷ This document was developed in coordination with numerous federal agencies and organizations to create a national research initiative to improve the identification, analysis, monitoring, and treatment methods for contaminants of emerging concern. The initiative is

primarily designed to identify contaminants in the drinking water across the country, but the report specifically highlights exposomics and an important conceptual framework for the systematic identification and analysis of contaminants of emerging concern that vary spatially. The community-level exposomics framework is precisely the type of system that is needed to coordinate and harmonize the type of data that will come from these large-scale efforts and connect them to population-health indicators in a subsequent modeling framework. The statistical and computational models for environmental mixtures provide a strong foundation for the analytics needed to support these types of initiatives, but these approaches have limitations. Much has been written about the computational challenges for exposomic analysis within individuals,⁸ including highly correlated variables and compounding measurement error across multiple exposures. Modeling within the framework of community-level exposomics requires stronger considerations of geographic variability in exposure, integration of social and structural determinants of both exposure and health and greater development of exposomic models for the purposes of population-level intervention.

Recommendations: Greater collaboration between the fields of environmental health sciences, spatial epidemiology, social epidemiology and statistics is needed to expand our modeling capabilities. Flexible and statistically optimal models and tools from the field of geo-statistics, including applications of multivariate linear spatial regression modeling can provide direction, but development and validation of new approaches will be essential moving forward. Models to investigate the associations between exposomics at the population-level and health indicators need to integrate the contextual information that influences both the distribution of exposures and the barriers to potential solutions. Approaches such as hierarchical or multi-level modeling, routinely used in social epidemiology, will need to play a role in community-level exposomics analyses. In addition, approaches from both machine learning and statistics, such as clustering that enable visualization of exposure patterns within high-dimensional data could provide greater understanding of how multiple environmental contaminants co-occur with social and structural factors known to influence vulnerability and ultimately contribute to health outcomes.

Example applications of community-level exposomics

We briefly highlight two examples to show the potential for community-level exposomics to advance public health research and practice.

Addressing the complexity of the urban ecosystem

The overall health of the urban ecosystem is stressed by numerous challenges including pollution, greenhouse gas production, acidification, UV radiation due to ozone layer depletion, climate change and rapid population growth. Characterizing the exposome within urban settings provides a holistic approach to measuring the impact of such challenges on these complex ecosystems (e.g., see work by Andrianou and Makris, 2018).⁷⁸ The urban exposome was defined as the continuous spatiotemporal surveillance/monitoring of quantitative and qualitative indicators associated with the urban external and internal domains that shape the quality of life and health of urban populations, using small city areas, i.e. neighborhoods, quarters, or smaller administrative districts, as the point of reference. Research should focus on the urban exposome's measurable units at different levels, i.e. the individuals, small, within-city areas and the

populations.⁷⁹ Federal and other regulatory air quality monitoring networks cannot capture the spatial and temporal variability in air pollutants needed to understand how various sources affect the urban exposome. These networks are also ill equipped to address community concerns of environmental exposures and injustice. Regulatory monitoring stations are expensive to operate, resulting in sparse networks that are not representative for many people who live and work far from monitors. Recent advances in chemical sensors, distributed sensing, and wireless networking have led to the feasibility of high density, low-cost sensor networks. These technologies have created unprecedented opportunities for community participation in research and citizen science.⁸⁰ Leveraging input from high-granularity stationary monitoring networks for a wide range of pollutants to capture small spatial scale and high temporal variability in communities would provide more data that can be included in exposomic maps.

Enabling proactive responses within disaster epidemiology

Various disasters (anthropogenic (climate change, heat waves), biological (influenza, COVID-19), natural (forest fires, flooding)) are affecting humans, costing the economy trillions, motivating a need to assess the complex interplay between the built, social, physio-chemical, and environmental factors.^{81,82} Greater baseline measurement of chemicals in the environment and how they penetrate and accumulate in humans, animals, and plants coupled with disease incidence measurements can be important tools in mitigating exposure effects during disasters. Mobile monitoring capabilities, a key component of community-based exposomics, provides a mechanism for rapid response to unexpected events such as fires or chemical releases, which are typically of short duration. Untargeted analyses, including analyses of wastewater, will allow identification of previously unrecognized contaminants and will enable the simultaneous quantification of emerging contaminants. Right now, most research is done in a reactive fashion and long after the disaster has happened.^{83,84} Having access to existing data on the built, social, physio-chemical, and environmental factors that influence disaster resiliency can enable extensive simulations and development of targeted preparedness plans before disasters occur.

Conclusions

Advancing community-level exposomics will require resources targeted at improving community-level infrastructure for exposure measurement, including the use of new methods to supplement traditional exposure indicators and modeling techniques more closely aligned with generating evidence for action. We encourage investment and greater availability of resources for increased implementation of targeted community-level sensing, initiating wastewater epidemiology in municipalities and enhanced biomonitoring at a community scale. Researchers interested in pursuing work in community-level exposomics should center the communities where they work and meaningfully collaborate with investigators with experience and expertise in community-engaged research and practice. Collaboration across stakeholder groups, including community leaders and ethicists, are needed to ensure benefits from community-level exposomics work are equitable and negative consequences from labeling communities are avoided. The community-level exposomics framework serves as a true complement to the investments being made in exposomics targeted at individual-level health, and

together can help transform the field of environmental health sciences to improve health, and support sustainable, equitable and resilient communities.

Acknowledgements

The authors acknowledge the following grants supporting their work: NIEHS R00ES027022 (JAS); NIEHS P30ES030283 (JCS); EPA-STAR R840471 (DBH); NIDA R01DA053028 (AKR). The views expressed in this article are those of the authors and do not necessarily reflect the views or policies of the U.S. Environmental Protection Agency and California Environmental Protection Agency—Office of Environmental Health Hazard Assessment.

Author contributions

JAS: Conceptualization, Writing—original draft, Writing—review and editing. AMG: Conceptualization, Writing—review and editing. DBH: Conceptualization, Writing—review and editing. KCM: Conceptualization, Writing—review and editing. CPM: Conceptualization, Writing—review and editing. JCS: Conceptualization, Writing—review and editing. SJS: Conceptualization, Writing—review and editing. KLW: Conceptualization, Writing—review and editing. AKR: Conceptualization, Writing—review and editing.

Data availability

No new data were generated or analyzed in support of this manuscript.

Conflict of interest statement

None declared.

References

1. Wild CP. The exposome: from concept to utility. *Int J Epidemiol*. 2012;41(1):24-32. doi:10.1093/ije/dyr236
2. Miller GW, Jones DP. The nature of nurture: refining the definition of the exposome. *Toxicol Sci*. 2014;137(1):1-2. doi:10.1093/toxsci/kft251
3. Robinson O, Vrijheid M. The pregnancy exposome. *Curr Environ Health Rep*. 2015;2(2):204-213. doi:10.1007/s40572-015-0043-2
4. Siroux V, Agier L, Slama R. The exposome concept: a challenge and a potential driver for environmental health research. *Eur Respir Rev*. 2016;25(140):124-129. doi:10.1183/16000617.0034-2016
5. Buck Louis GM, Smarr MM, Patel CJ. The exposome research paradigm: an opportunity to understand the environmental basis for human health and disease. *Curr Environ Health Rep*. 2017;4(1):89-98. doi:10.1007/s40572-017-0126-3
6. Stingone JA, Buck Louis GM, Nakayama SF, et al. Toward greater implementation of the exposome research paradigm within environmental epidemiology. *Annu Rev Public Health*. 2017;38:315-327. doi:10.1146/annurev-publhealth-082516-012750
7. Turner MC, Nieuwenhuijsen M, Anderson K, et al. Assessing the exposome with external measures: commentary on the state of the science and research recommendations. *Annu Rev Public Health*. 2017;38:215-239. doi:10.1146/annurev-publhealth-082516-012802

8. Manrai AK, Cui Y, Bushel PR, et al. Informatics and data analytics to support exposome-based discovery for public health. *Annu Rev Public Health*. 2017;38:279-294. doi:10.1146/annurev-publhealth-082516-012737
9. Wild CP. Complementing the genome with an “exposome”: the outstanding challenge of environmental exposure measurement in molecular epidemiology. *Cancer Epidemiol Biomarkers Prev*. 2005;14(8):1847-1850. doi:10.1158/1055-9965.EPI-05-0456
10. Rappaport SM. Implications of the exposome for exposure science. *J Expo Sci Environ Epidemiol*. 2011;21(1):5-9. doi:10.1038/jes.2010.50
11. EHEN. European Human Exposome Network. Accessed August 24, 2023. <https://www.humanexposome.eu/>
12. Cui Y, Balshaw DM, Kwok RK, Thompson CL, Collman GW, Birnbaum LS. The exposome: embracing the complexity for discovery in environmental health. *Environ Health Perspect*. 2016;124(8):A137-A140. doi:10.1289/EHP412
13. Cui Y, Eccles KM, Kwok RK, Joubert BR, Messier KP, Balshaw DM. Integrating multiscale geospatial environmental data into large population health studies: challenges and opportunities. *Toxics*. 2022;10(7):403. doi:10.3390/toxics10070403
14. Harker J. Progress in exposomics, precision health made at scientific summit. *Environ Factor* [published online 2022]. Accessed April 28, 2023. <https://factor.niehs.nih.gov/2022/10/science-highlights/exposome-summit>
15. Richard AM, Huang R, Waidyanatha S, et al. The Tox21 10K compound library: collaborative chemistry advancing toxicology. *Chem Res Toxicol*. 2021;34(2):189-216. doi:10.1021/acs.chemrestox.0c00264
16. Xu R, Yu P, Abramson MJ, et al. Wildfires, global climate change, and human health. *N Engl J Med*. 2020;383(22):2173-2181. doi:10.1056/NEJMSr2028985
17. Woodward AJ, Samet JM. Climate change, hurricanes, and health. *Am J Public Health*. 2018;108(1):33-35. doi:10.2105/AJPH.2017.304197
18. Anderson GB, Schumacher A, Done JM, Hurrell JW. Projecting the impacts of a changing climate: tropical cyclones and flooding. *Curr Environ Health Rep*. 2022;9(2):244-262. doi:10.1007/s40572-022-00340-0
19. Tuholske C, Caylor K, Funk C, et al. Global urban population exposure to extreme heat. *Proc Natl Acad Sci U S A*. 2021;118(41):e2024792118. doi:10.1073/pnas.2024792118
20. Kadakia KT, Galea S. Urbanization and the future of population health. *Milbank Q*. 2023;101(S1):153-175. doi:10.1111/1468-0009.12624
21. Sacks E, Yangchen S, Marten R. COVID-19, climate change, and communities. *Lancet Planet Health*. 2021;5(10):e663-e664. doi:10.1016/S2542-5196(21)00257-6
22. Machalaba C, Romanelli C, Stoett P, et al. Climate change and health: transcending silos to find solutions. *Ann Glob Health*. 2015;81(3):445-458. doi:10.1016/j.aogh.2015.08.002
23. National Academies of Sciences, Engineering, and Medicine; Division on Earth and Life Studies; Environmental Health Matters Initiative, Reich A, Ulman A, Berkower C, eds. Communities, Climate Change, and Health Equity: Proceedings of a Workshop—in Brief. National Academies Press (US); 2022. Accessed August 14, 2023. <http://www.ncbi.nlm.nih.gov/books/NBK576618/>
24. Juarez PD, Matthews-Juarez P, Hood DB, et al. The public health exposome: a population-based, exposure science approach to health disparities research. *Int J Environ Res Public Health*. 2014;11(12):12866-12895. doi:10.3390/ijerph111212866
25. Goodman RA, Bunnell R, Posner SF. What is “community health”? Examining the meaning of an evolving field in public health. *Prev Med*. 2014;67(Suppl 1):S58-S61. doi:10.1016/j.ypmed.2014.07.028
26. Bhandari S, Lewis P, Craft E, Marvel SW, Reif DM, Chiu WA. HGBEnviroScreen: enabling community action through data integration in the Houston–Galveston–Brazoria Region. *Int J Environ Res Public Health*. 2020;17(4):1130.
27. Lebow-Skelley E, Young L, Noibi Y, et al. Defining the exposome using popular education and concept mapping with communities in Atlanta, Georgia. *Front Public Health*. 2022;10:842539. doi:10.3389/fpubh.2022.842539
28. Frisbee SJ, Brooks AP, Maher A, et al. The C8 health project: design, methods, and participants. *Environ Health Perspect*. 2009;117(12):1873-1882. doi:10.1289/ehp.0800379
29. Dobraca D, Israel L, McNeel S, et al. Biomonitoring in California firefighters: metals and perfluorinated chemicals. *J Occup Environ Med*. 2015;57(1):88-97. doi:10.1097/JOM.0000000000000307
30. Aylward LL, Seiber JN, Hays SM. California biomonitoring data: comparison to NHANES and interpretation in a risk assessment context. *Regul Toxicol Pharmacol*. 2015;73(3):875-884. doi:10.1016/j.yrtph.2015.10.002
31. Scanlan LD, Wu KL. *Systems biology application in toxicology: steps toward next generation risk assessment in regulatory toxicology*. Elsevier; 2024, 883-893. doi:10.1016/B978-0-12-824315-2.00681-3
32. EPA. *Cumulative Impacts Research: Recommendations for EPA’s Office of Research and Development*. US Environmental Protection Agency; 2022:EPA/600/R-22/014a.
33. Nieuwenhuijsen MJ. Urban and transport planning, environmental exposures and health—new concepts, methods and tools to improve health in cities. *Environ Health*. 2016;15(Suppl 1):38. doi:10.1186/s12940-016-0108-1
34. Zhang P, Carlsten C, Chaleckis R, et al. Defining the scope of exposome studies and research needs from a multidisciplinary perspective. *Environ Sci Technol Lett*. 2021;8(10):839-852. doi:10.1021/acs.estlett.1c00648
35. Khoury MJ, Iademarco MF, Riley WT. Precision public health for the era of precision medicine. *Am J Prev Med*. 2016;50(3):398-401. doi:10.1016/j.amepre.2015.08.031
36. Boccia S, Pastorino R, Ricciardi W, et al. How to integrate personalized medicine into prevention? Recommendations from the personalized prevention of chronic diseases (PRECeDI) consortium. *Public Health Genomics*. 2019;22(5-6):208-214. doi:10.1159/000504652
37. Jaskulski S, Nuszbaum C, Michels KB. Components, prospects and challenges of personalized prevention. *Front Public Health*. 2023;11:1075076. doi:10.3389/fpubh.2023.1075076
38. Rose G. Sick individuals and sick populations. *Int J Epidemiol*. 2001;30(3):427-432. doi:10.1093/ije/30.3.427
39. Senier L, Brown P, Shostak S, Hanna B. The socio-exposome: advancing exposure science and environmental justice in a Post-Genomic Era. *Environ Sociol*. 2017;3(2):107-121. doi:10.1080/23251042.2016.1220848
40. Tong S, Bambrick H, Beggs PJ, et al. Current and future threats to human health in the anthropocene. *Environ Int*. 2022;158:106892. doi:10.1016/j.envint.2021.106892
41. Agyeman J, Schlosberg D, Craven L, Matthews C. Trends and directions in environmental justice: from inequity to everyday life, community, and just sustainabilities. *Annu Rev Environ Resour*. 2016;41(1):321-340. doi:10.1146/annurev-environ-110615-090052

42. Mohai P, Saha R. Which came first, people or pollution? Assessing the disparate siting and post-siting demographic change hypotheses of environmental injustice. *Environ Res Lett.* 2015;10(11):115008. doi:10.1088/1748-9326/10/11/115008
43. The Lancet Planetary Health. Environmental racism: time to tackle social injustice. *Lancet Planet Health* 2018;2(11):e462. doi:10.1016/S2542-5196(18)30219-5
44. Swope CB, Hernández D, Cushing LJ. The relationship of historical redlining with present-day neighborhood environmental and health outcomes: a scoping review and conceptual model. *J Urban Health.* 2022;99(6):959-983. doi:10.1007/s11524-022-00665-z
45. Wing S, Horton RA, Muhammad N, Grant GR, Tajik M, Thu K. Integrating epidemiology, education, and organizing for environmental justice: community health effects of industrial hog operations. *Am J Public Health.* 2008;98(8):1390-1397. doi:10.2105/AJPH.2007.110486
46. Donham KJ, Wing S, Osterberg D, et al. Community health and socioeconomic issues surrounding concentrated animal feeding operations. *Environ Health Perspect.* 2007;115(2):317-320. doi:10.1289/ehp.8836
47. CAOCP. Community Air Protection Program. Accessed August 24, 2023. <https://ww2.arb.ca.gov/capp>
48. Solomon GM, Morello-Frosch R, Zeise L, Faust JB. Cumulative environmental impacts: science and policy to protect communities. *Annu Rev Public Health.* 2016;37:83-96. doi:10.1146/annurev-publhealth-032315-021807
49. EPA. *Participatory Science for Environmental Protection.* Accessed April 28, 2023. <https://www.epa.gov/participatory-science>
50. English PB, Richardson MJ, Garzón-Galvis C. From crowdsourcing to extreme citizen science: participatory research for environmental health. *Annu Rev Public Health.* 2018;39:335-350. doi:10.1146/annurev-publhealth-040617-013702
51. Burger J. Trust and consequences: role of community science, perceptions, values, and environmental justice in risk communication. *Risk Anal.* 2022;42(11):2362-2375. doi:10.1111/risa.14020
52. Butsch Kovacic M, Elshaer S, Baker TA, et al. The eyewitness community survey: an engaging citizen science tool to capture reliable data while improving community participants' environmental health knowledge and attitudes. *Int J Environ Res Public Health.* 2023;20(14):6374. doi:10.3390/ijerph20146374
53. Cacari-Stone L, Wallerstein N, Garcia AP, Minkler M. The promise of community-based participatory research for health equity: a conceptual model for bridging evidence with policy. *Am J Public Health.* 2014;104(9):1615-1623. doi:10.2105/AJPH.2014.301961
54. Lochotzki H, Williams KP, Colen CG, et al. A framework for interfacing and partnering with environmental justice communities as a prelude to human health and hazard identification in the vulnerable census tracts of Columbus, Ohio. *Int J Environ Res Public Health* 2022;19(21):13846. doi:10.3390/ijerph192113846
55. Haalboom B, Natcher DC. The power and peril of "vulnerability": approaching community labels with caution in climate change research. *Arctic* 2012;65(3):319-327. doi:10.14430/arctic4219
56. ODSS. *NIH Strategic Plan for Data Science* 2018. Accessed May 13, 2021. datascience.nih.gov/sites/default/files/NIH_Strategic_Plan_for_Data_Science_Final_508.pdf
57. NIH ODS. *Ethics, Bias, and Transparency for People and Machines.* Published online 2022. Accessed October 16, 2023. <https://datascience.nih.gov/artificial-intelligence/initiatives/ethics-bias-and-transparency-for-people-and-machines>
58. Carrión D, Belcourt A, Fuller CH. Heading upstream: strategies to shift environmental justice research from disparities to equity. *Am J Public Health.* 2022;112(1):59-62. doi:10.2105/AJPH.2021.306605
59. Rockström J, Norström AV, Matthews N, et al. Shaping a resilient future in response to COVID-19. *Nat Sustain.* 2023;6(8):897-907. doi:10.1038/s41893-023-01105-9
60. Juarez PD, Hood DB, Song MA, Ramesh A. Use of an exposome approach to understand the effects of exposures from the natural, built, and social environments on cardio-vascular disease onset, progression, and outcomes. *Front Public Health.* 2020;8:379. doi:10.3389/fpubh.2020.00379
61. Juarez PD, Hood DB, Rogers GL, et al. A novel approach to analyzing lung cancer mortality disparities: using the exposome and a graph-theoretical toolchain. *Environ Dis.* 2017;2(2):33-44.
62. Harville EW, Grady SK, Langston MA, Juarez PJ, Vilda D, Wallace ME. The public health exposome and pregnancy-related mortality in the United States: a high-dimensional computational analysis. *BMC Public Health.* 2022;22(1):2097. doi:10.1186/s12889-022-14397-x
63. Kershenbaum AD, Langston MA, Levine RS, et al. Exploration of preterm birth rates using the public health exposome database and computational analysis methods. *Int J Environ Res Public Health.* 2014;11(12):12346-12366. doi:10.3390/ijerph111212346
64. Cifuentes P, Reichard J, Im W, et al. Application of the public health exposome framework to estimate phenotypes of resilience in a model Ohio African-American women's cohort. *J Urban Health.* 2019;96(Suppl 1):57-71. doi:10.1007/s11524-018-00338-w
65. Doherty BT, Koelmel JP, Lin EZ, Romano ME, Godri Pollitt KJ. Use of exposomic methods incorporating sensors in environmental epidemiology. *Curr Environ Health Rep.* 2021;8(1):34-41. doi:10.1007/s40572-021-00306-8
66. Holm RH, Rempala GA, Choi B, et al. SARS-CoV-2 wastewater concentration and linked longitudinal seroprevalence: a spatial analysis of strain mutation, post-COVID-19 vaccination effect, and hospitalization burden forecasting [published online January 7, 2023]. *MedRxiv Prepr Serv Health Sci.* doi:10.1101/2023.01.06.23284260
67. Ciannella S, González-Fernández C, Gomez-Pastora J. Recent progress on wastewater-based epidemiology for COVID-19 surveillance: a systematic review of analytical procedures and epidemiological modeling. *Sci Total Environ.* 2023;878:162953. doi:10.1016/j.scitotenv.2023.162953
68. Adhikari S, Kumar R, Driver EM, et al. Occurrence of Z-drugs, benzodiazepines, and ketamine in wastewater in the United States and Mexico during the covid-19 pandemic. *Sci Total Environ.* 2023;857(Pt 2):159351. doi:10.1016/j.scitotenv.2022.159351
69. Hochstein C, TOXMAP. A geographic information system (GIS) tool for exploring environmental health data. *NLM Tech Bull* 2005;(342):e7.
70. Pesticide National Synthesis Project. Accessed April 28, 2023. https://water.usgs.gov/nawqa/pnsp/usage/maps/show_map.php
71. TRI National Analysis. Accessed April 28, 2023. <https://www.epa.gov/trinationalanalysis/where-you-live>
72. Neufcourt L, Castagné R, Mabile L, Khalatbari-Soltani S, Delpierre C, Kelly-Irving M. Assessing how social exposures are integrated in exposome research: a scoping review. *Environ Health Perspect.* 2022;130(11):116001. doi:10.1289/EHP11015
73. Gudi-Mindermann H, White M, Roczen J, Riedel N, Dreger S, Bolte G. Integrating the social environment with an equity perspective into the exposome paradigm: a new conceptual

- framework of the Social Exposome. *Environ Res.* 2023;233:116485. doi:10.1016/j.envres.2023.116485
74. Gelfand AE, Zhu L, Carlin BP. On the change of support problem for spatio-temporal data. *Biostatistics.* 2001;2(1):31-45. doi:10.1093/biostatistics/2.1.31
 75. EPA. *EJ Screen: Environmental Justice Screening and Mapping Tool.* Accessed August 24, 2023. <https://www.epa.gov/ejscreen>
 76. CAOEHHA. *CalEnviroScreen 4.0.* Accessed August 24, cc. <https://oehha.ca.gov/calenviroscreen/report/calenviroscreen-40>
 77. NSTC. *National Emerging Contaminants Research Initiative.* Joint Subcommittee on environment, innovation and public health: Contaminants of emerging concern strategy team; 2022. Accessed April 28, 2023. <https://www.whitehouse.gov/wp-content/uploads/2022/08/08-2022-National-Emerging-Contaminants-Research-Initiative.pdf>
 78. Andrianou XD, Makris KC. The framework of urban exposome: application of the exposome concept in urban health studies. *Sci Total Environ.* 2018;636:963-967. doi:10.1016/j.scitotenv.2018.04.329
 79. Andrianou XD, van der Lek C, Charisiadis P, et al. Application of the urban exposome framework using drinking water and quality of life indicators: a proof-of-concept study in Limassol, Cyprus. *PeerJ* 2019;7:e6851. doi:10.7717/peerj.6851
 80. Campbell RL, Caldwell D, Hopkins B, et al. Integrating research and community organizing to address water and sanitation concerns in a community bordering a landfill. *J Environ Health* 2013;75(10):48-50.
 81. NOAA. National Centers for Environmental Information (NCEI) *U.S. Billion-Dollar Weather and Climate Disasters;* Accessed October 10, 2023. <https://www.ncei.noaa.gov/access/billions/>. doi:10.25921/stkw-7w73
 82. Schmitt LHM, Graham HM, White PCL. Economic evaluations of the health impacts of weather-related extreme events: a scoping review. *Int J Environ Res Public Health* 2016;13(11):1105. doi:10.3390/ijerph13111105
 83. Thorpe LE, Assari S, Deppen S, et al. The role of epidemiology in disaster response policy development. *Ann Epidemiol.* 2015;25(5):377-386. doi:10.1016/j.annepidem.2014.05.016
 84. Boland MR, Davidson LM, Canelón SP, et al. Harnessing electronic health records to study emerging environmental disasters: a proof of concept with perfluoroalkyl substances (PFAS). *NPJ Digit Med.* 2021;4(1):122. doi:10.1038/s41746-021-00494-5